

**Broadstairs & St. Peter's Town Council
Neighbourhood Plan Community Survey
Key Themes Report**

Key Themes Reports - Table of Contents

Neighbourhood Plan Community Survey	
Summary of Work Carried Out	4
Introduction	4
Residents Survey	4
Residents Survey	
Summary of Responses and Key Themes	5
Executive Summary - Community Survey	5
Question 1 a: How many people usually live in your household (including children)?	6
Question 1 b: What type of property do you currently live in?	6
Question 1 c: How many years have you lived in Broadstairs & St. Peter's?	7
Question 1d: What is your employment status?	8
Question 1e: If you are in employment, do you work within Broadstairs & St Peter's itself?	9
Question 2a: Do you think that the CT10 postcode area has improved or got worse over the last few years?	10
Question 2 b: Please explain your answer (to Question 6)	11
Key Themes	11
Key theme 1: "safety, anti-social behaviour, cleanliness."	11
Key theme 2: "busy-ness, traffic congestion and community".	11
Key theme 3: "development, amenities and infrastructure"	12
Question 2 c: Looking forward to the next few years, what kind of place would you like Broadstairs to become?	13
Key Themes	13
Key theme 1: "safer, cleaner, peaceful, less congested"	13
Key theme 2: " friendly, family-oriented, diverse, quaint, better amenities"	13
Key theme 3: " greener, tolerant"	13
Question 2 d: Can you think of any specific facilities or places within our community that you believe the Town Council should try and ensure is protected and preserved for the future?	14
Question 2 e: Thanet District Council has sold a number of assets in recent years. Do you have any ideas for what the Town Council should be trying to purchase, in order to benefit the town?	15
Question 2 f: Are there any buildings, structures or areas that you feel are particularly important to our community, because of their architecture or design?	15
Question 2 g: Do you have any suggestions or ideas for projects to support our local Shopping Areas within Broadstairs and St. Peter's, including Broadstairs High Street? Or, are you aware of any projects that need support?	16
Question 2 h: Is there anything you'd like the Town Council to be running or providing for the benefit of the community? Is there anything else you would like us to be doing for the community?	17
Question 2 i: Generally, how satisfied are you with the local services and amenities in your local area?	18
Question 3 a: Our local economy relies greatly on tourism, including to support local jobs. What's your view on how we can make tourism more sustainable and more beneficial to our community's future?	19
Key Themes	19
Key theme 1: Cleanliness, addressing anti-social behaviour, smartening up	19
Key theme 2: Transport including parking	19
Key theme 3: More amenities, attractions, festivals and general revival of the town's charm	19
Question 3 b: Do you have any views or suggestions for how we can improve our tourism offer within Broadstairs & St. Peter's?	20
Question 3 c: Are you happy for the Town Council to continue to pay for Beach Security guards?	21
Question 4 a: Our current Neighbourhood Plan aims to protect important local views and vistas. Are there any particular 'views' that you feel are particularly worthy of protection locally?	22
Question 4 b: Our current Neighbourhood Plan also supports the protection of trees. Are there any important trees or woodland areas that you feel should be protected and preserved?	22

Question 4 c: Do you have any ideas for tree planting projects, or suggestions for locations where new trees could be planted?	23
Question 4 d: Communities such as Broadstairs and St. Peter's also have the right to identify and protect green spaces. Are there any green spaces that you feel should be protected? If so, please tell us where they are and why are they important to you.	24
Question 4 e: How satisfied are you with the public gardens, parks, commons or other green spaces in the local area where you live?	25
Question 4 f: How concerned are you about air quality locally?	25
Question 5 a: To what extent do you agree with the statement: "the streets and public spaces in CT10 offer a safe environment?"	26
Question 5 b: Thinking about anti-social behaviour issues locally, are there any particular 'hotspots' that you're aware of? What would you like to see done to tackle this problem?	27
Question 5 c: Thinking about litter and waste issues locally, are there any particular 'hotspots' that you're aware of? What would you like to see done to tackle this problem?	28
Question 5 d: To what extent do you think traffic congestion is a problem in Broadstairs and St. Peter's?	29
Question 5 e: What should be done to help improve traffic congestion?	29
Key Themes	29
Key theme 1: Infrastructure, park & Ride, one-way systems and investment	29
Key theme 2: Pedestrianise, public transport, alternative transport and cheaper/free parking	29
Key theme 3: Enforcement of rules and traffic calming	30
Question 5 f: Are there any particular traffic 'hotspots' or road safety concerns that you're aware of locally?	31
Question 5 g: In the last five years, has the road / area in which you live experienced issues relating to flooding or problems with surface water?	31
Question 5 h: If yes (to Question 5 g), please give details	32
Question 6 a: Which age bracket do you fall into?	33
Question 6 b: Please select the relevant postcode sector for where you live	33
Question 6 c: How would you define your ethnic group?	34

Neighbourhood Plan Community Survey

Summary of Work Carried Out

Introduction

Between 25th February 2021 and 30th April 2021, a Community Survey was carried out as part of the Broadstairs & St. Peter's Town Council's Neighbourhood Plan consultation and engagement process.

Responses to the Community Survey were anonymous. Responders were asked to optionally provide anonymous demographic and classification data, including age band, employment status, ethnicity and the postcode sector for where they live, for statistical and analytical purposes.

Residents Survey

Due to ongoing COVID-19 restrictions during the period in which the Community Survey was carried out, we primarily focused on getting responses to the digital version of the survey.

The digital version of the survey was heavily promoted on the Town Council's social media and its website during this time. Broadstairs & St. Peter's Town Council also made use of paid-for social media advertising, targeting residents who identify as living within the boundary postcodes of the council, inviting them to complete the survey. A small number of printed copies were also made available, and these have also been fed into the report.

The Community Survey generated a total of 609 responses. This report seeks to identify and draw out the key themes emerging from the responses provided, and where possible break this down by the demographic data provided by the responders.

Residents Survey

Summary of Responses and Key Themes

Draft Executive Summary - Community Survey

There were a number of positive and negative responses and some strongly expressed views.

Positives for the Town Council:

There was a positive satisfaction with local services (2 i), where twice as many respondents were satisfied or very satisfied than dissatisfied or very dissatisfied.

Beach security (3 c) was strongly endorsed with a large majority in favour of retaining this.

A strong majority were also satisfied with parks, commons and green spaces(4 e). There was also a clear majority who considered air quality (4 f) not to be a problem.

Negatives for the Town Council:

The area was perceived as having got worse (2 a) in the last few years. Traffic congestion (2 b and 5 d) were considered worse, though this is not just a local issue. Cleanliness is also considered a significant issue ((2 b, 5 c)

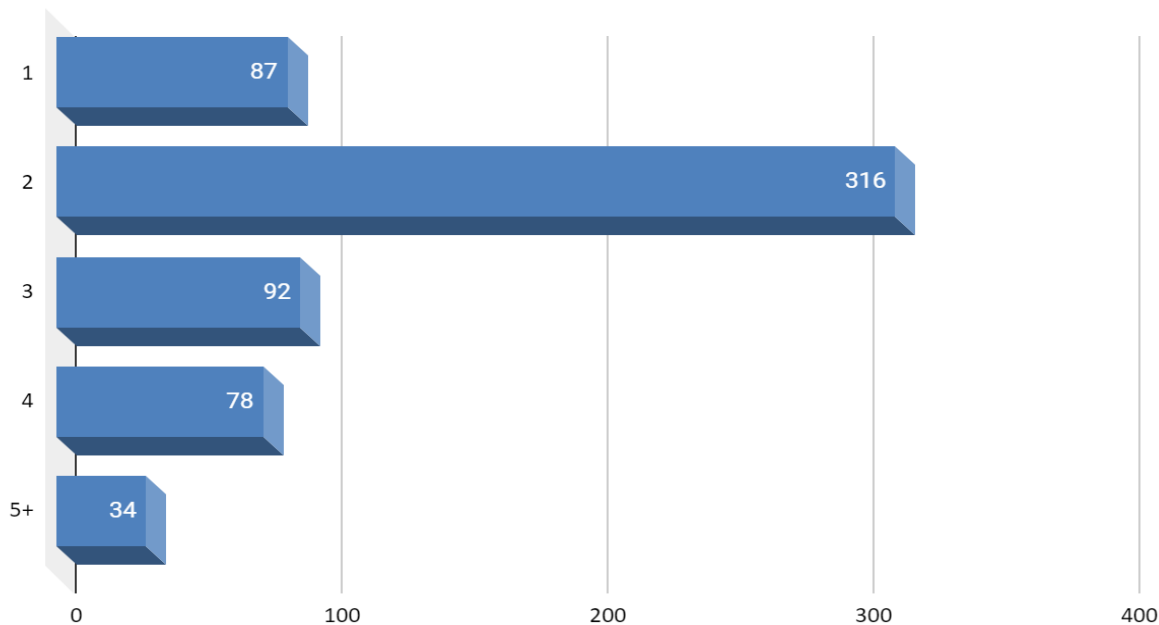
Strongly expressed views:

- A need for better and more bins ones that are seagull-proof (5 c, especially)
- A need for toilets to be cleaner, refurbished and more accessible (3 a)
- A loss of woodland and trees and how this needs arresting (4 c , 4d)
- A need for cleaner streets (3 a)
- The high cost and scarcity of parking provision (2 g, 2 h)
- The unsatisfactory outcomes of recent road planning changes (5 f)

Question 1 a: How many people usually live in your household (including children)?

(Question response options: '1', '2', '3', '4', or '5+')

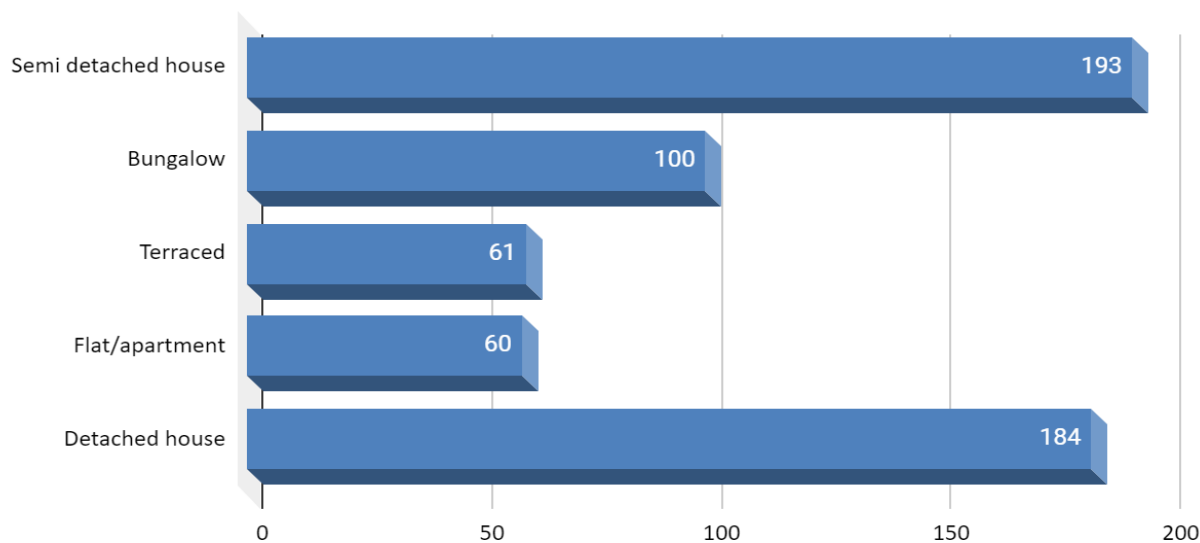
607 out of a total of 609 respondents (99.7%) answered this question.



Question 1 b: What type of property do you currently live in?

(Question response options: 'detached house', 'semi detached house', 'terraced', 'bungalow', 'flat/apartment', 'care/residential home' or 'other')

598 out of a total of 609 of respondents (98.2%) answered this question.



Question 1 c: How many years have you lived in Broadstairs & St. Peter's?

(Question response options: open answer)

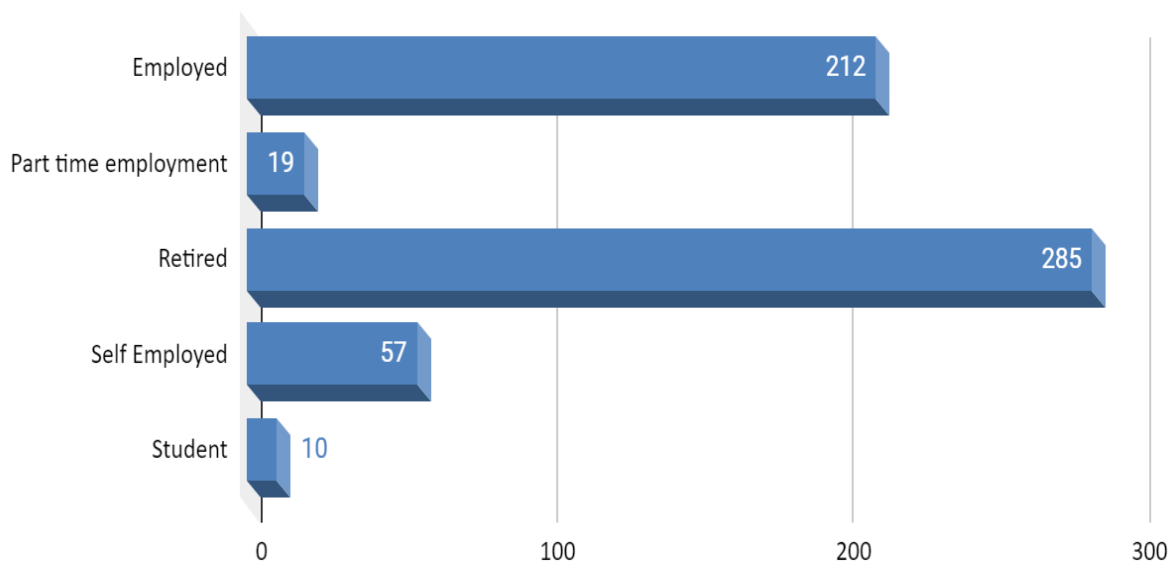
595 out of a total of 609 respondents (97.7 %) answered this question.

- Less than 5 years: 103 respondents
- 5-9 years: 71 respondents
- 10-14 years: 68 respondents
- 15-19 years: 55 respondents
- 20-24 years: 61 respondents
- 25-29 years: 38 respondents
- 30-39 years: 78 respondents
- 40+ years: 121 respondents

Question 1d: What is your employment status?

(Question response options: 'employed', 'self employed', 'retired', 'student', 'part-time employment', or 'other')

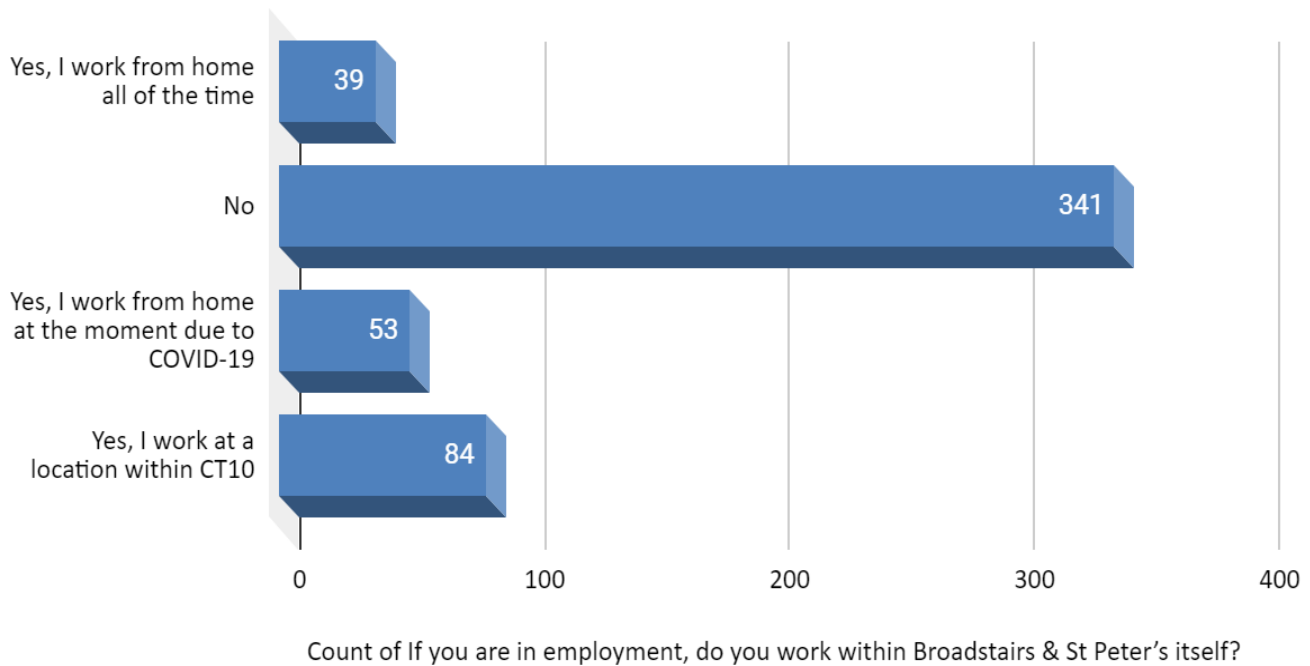
583 out of a total of 609 respondents (95.7 %) answered this question.



Question 1e: If you are in employment, do you work within Broadstairs & St Peter's itself?

(Question response options: 'yes, I work at a location within CT10', 'yes, I work from home all the time', 'yes, I work from home at the moment due to COVID-19' or 'no')

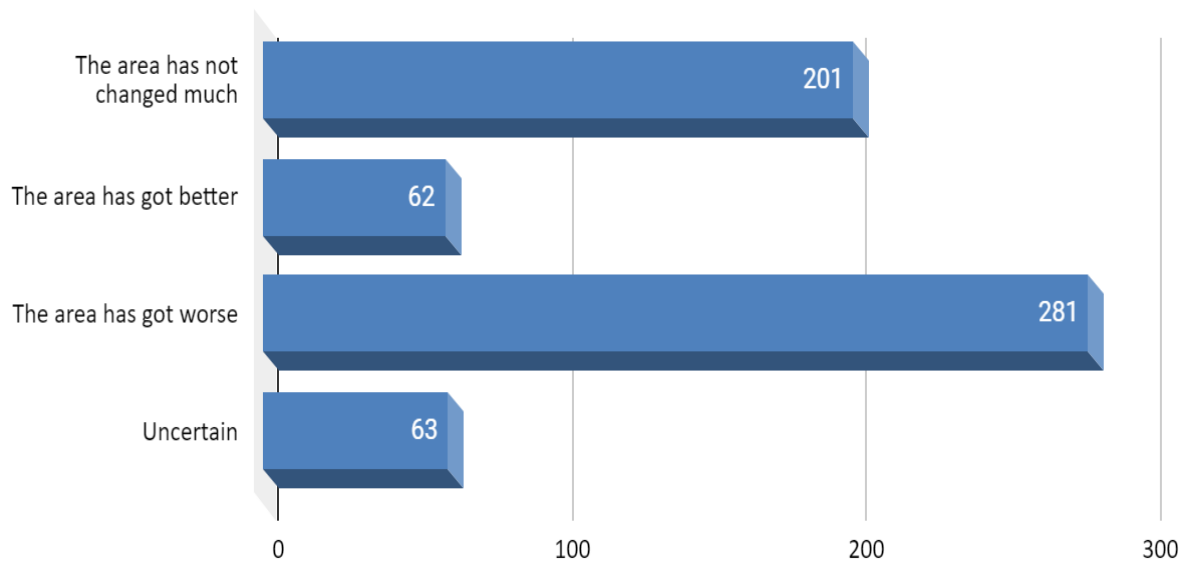
517 out of a total of 609 respondents (84.9 %) answered this question.



Question 2a: Do you think that the CT10 postcode area has improved or got worse over the last few years?

(Question response options: 'the area has got better', 'the area has got worse', 'the area has not changed much' or 'uncertain')

607 out of a total of 609 respondents (99.7 %) answered this question.



Question 2 b: Please explain your answer (to Question 6)

(Question response options: open answer)

543 out of a total of 609 respondents (89.1 %) answered this question. However, the majority of the respondents to this question were those 343 respondents (56.3%) who were seeking to explain why they thought the area was either better or worse.

Of those the key themes were:

Key Themes

Key theme 1: “safety, anti-social behaviour, cleanliness.”

274 of 343 (79.9%) respondents aligned to this theme:

- “There are always some small criminal damage, lack of zebras crossing and dogs poo on some streets. But I want to praise our street cleaner - she is amazing lady who does hard job.”
- “Crime rising, streets dirty and road condition getting worse”
- “New businesses in town. Good signage on the coastal walks, good community volunteering networks to help keep the beaches clean”
- “Lots of improvements but Broadstairs seafront had become overrun with rats”
- “Street cleaning neglected and insufficient public bin emptying including dog poo bins.”
- “There are certain areas very much neglected by local authorities due I'm sure to lack of funds. I'm heartened that there are volunteer groups that are doing such wonderful things in Broadstairs. I would like to see more flexible direct labour and less contracted out workforce.”
- “There aren't enough public lavatories or litter bins”

Key theme 2: “busy-ness, traffic congestion and community”.

127 of 343 (37.0%) respondents aligned to this theme:

- “Roads have become rat runs”
- “The young people are less and less valued and those of older ages seem to make a lot of the decisions without considering the young and youthful. This is seen with a lack of current and relevant facilities like places for graffiti to go legitimately for example, or affordable and interesting past times to engage and give value to young people who otherwise feel disengaged and left behind by the sense and notion of community.”
- “Not enough things for youths and old people.also seen a few empty properties.”
- “Got so busy and the traffic/time to get out of Thanet has increased. We are moving due to this”
- “New Road lay out should include electric charging and cycle routes that join up also more buses and pedestrian areas required also trees should be better respected and new saplings planted , also needs a community centre.”

- “More drugs related crime homelessness and little activities for children aged 5-9”
- “Too much traffic, no policing”

Key theme 3: “development, amenities and infrastructure”

54 of 343 (15.7%) respondents aligned to this theme:

- “Increased crime. Over populated. Too many houses being built. Loss of green space. Continued lack of investment.
- “Too many dfls”
- “Too many new houses are being built, putting pressure on roads, services and water”
- “Not enough green space, too many trees cut down and far too many houses built and especially large housing estates.”
- “too crowded /too many infill constructions /insufficient medical services for size of population”
- “...I can't get into a doctors or dentist surgery they are full, more housing and no infrastructure (dr ,schools ,hospitals etc)....”
- “I live at Botany Bay, and the influx of unmanageable numbers of visitors to the beach - where there is no infrastructure or facilities to cope with the numbers - has been extremely detrimental to my quality of life.”

Question 2 c: Looking forward to the next few years, what kind of place would you like Broadstairs to become?

(Question response options: open answer)

584 out of a total of 609 respondents (95.9 %) answered this question.

Key Themes

Key theme 1: “safer, cleaner, peaceful, less congested”

265 of 584 (45.4 %) respondents aligned to this theme of respondents aligned to this theme. Related comments include:

- “Cleaner and crime free”
- “A peaceful seaside town, well maintained and clean. The lift to the beach should be fixed for the benefit of others.”
- “Safe, clean and welcoming town”
- “A vibrant seaside town that is safe to walk in at night”
- “Clean, safe more visible police”
- “A cleaner, friendlier and safer town to live in.”

Key theme 2: “ friendly, family-oriented, diverse, quaint, better amenities”

252 of 584 (43.2%) respondents aligned to this theme of respondents aligned to this theme. Related comments include:

- “ A niche tourism town reaching out to High end tourism with vintage and independent shops and restaurants like Southwold or whitstable”
- “Family friendly, community focussed- more things like she’d, the volunteer flower beds, support of new shops coming into high street”
- “One that has sufficient facilities for the youth”
- “Keeping the lovely Victorian seaside vibe, with lots of lovely independent shops , restaurants and bars.”
- “A place where you can raise a family and feel safe within broadstairs and st.peters”
- “To continue being a friendly, small.town with a good sense of community. Independent shops in the high street and more done to support local business and encourage visitors to our town”
- “Thriving, well managed, welcoming, community-spirited and outward-facing”
- “Continue to be open to new ideas whilst celebrating its unique heritage”

Key theme 3: “ greener, tolerant”

50 of 584 (8.6%) respondents aligned to this theme of respondents aligned to this theme. Related comments include:

- “ As it is now with no more building on green fields!”
- “Visibly more involved in working towards a more environmentally friendly community I.e. improvements on recycling”
- “.....All trees should have tree protection orders to prevent people chopping them down just because they don't want leaves in their gardens etc. The lower high street should be pedestrian only. No more building on green spaces is the most important thing . If the lower high street was pedestrianised it could be tree lined.”

Question 2 d: Can you think of any specific facilities or places within our community that you believe the Town Council should try and ensure is protected and preserved for the future?

(Question response options: open answer)

473 out of a total of 609 respondents (77.7 %) answered this question. A further 106 respondents responded to the negative (17.4%). Therefore the following ideas came from 367 respondents (60.3%):

The specific facilities or places mentioned most frequently were:

- | | |
|-------------------------------|---------------------|
| ● Park | Mentioned 114 times |
| ● beach | Mentioned 103 times |
| ● lift | Mentioned 58 times |
| ● Green spaces | Mentioned 58 times |
| ● Pierremont park | Mentioned 35 times |
| ● Seafront | Mentioned 32 times |
| ● Bandstand | Mentioned 29 times |
| ● Harbour | Mentioned 27 times |
| ● Dickens house | Mentioned 26 times |
| ● Rec | Mentioned 25 times |
| ● Viking Bay | Mentioned 24 times |
| ● Public toilets/conveniences | Mentioned 24 times |
| ● Mockett.... | Mentioned 22 times |
| ● Shelter.... | Mentioned 18 times |
| ● Victoria ... | Mentioned 17 times |
| ● Cinema | Mentioned 14 times |
| ● Bleak house | Mentioned 12 times |
| ● Jetty | Mentioned 11 times |

Question 2 e: Thanet District Council has sold a number of assets in recent years. Do you have any ideas for what the Town Council should be trying to purchase, in order to benefit the town?

(Question response options: open answer)

473 out of a total of 609 respondents (77.7 %) answered this question. A further 103 respondents responded to the negative (16.9%). Therefore the following ideas came from 370 respondents (60.8%):

The specific facilities or places mentioned most frequently were:

- toilets Mentioned 34 times
- Bleak House Mentioned 16 times
- Bandstand Mentioned 15 times
- Dickens house Mentioned 12 times

Question 2 f: Are there any buildings, structures or areas that you feel are particularly important to our community, because of their architecture or design?

(Question response options: open answer)

464 out of a total of 609 respondents (76.2 %) answered this question. A further 89 respondents responded to the negative (14.6%). Therefore the following ideas came from 375 respondents (61.2%):

The specific facilities or places mentioned most frequently were:

- Bleak house Mentioned 82 times
- Dickens house Mentioned 59 times
- Bandstand Mentioned 44 times
- Harbour Mentioned 41 times
- Pierremont House Mentioned 31 times
- Pier (building and boat store) Mentioned 24 times
- Crampton tower Mentioned 24 times
- Shelters Mentioned 20 times
- Clock tower Mentioned 19 times
- York Gate Mentioned 18 times
- Jetty Mentioned 18 times
- Lift Mentioned 17 times
- Palace Cinema Mentioned 13 times

Question 2 g: Do you have any suggestions or ideas for projects to support our local Shopping Areas within Broadstairs and St. Peter's, including Broadstairs High Street? Or, are you aware of any projects that need support?

(Question response options: open answer)

493 out of a total of 609 respondents (81.0 %) answered this question. A further 66 respondents responded to the negative (10.8%). Therefore the following ideas came from 427 respondents (70.1 %):

The topics or themes mentioned most frequently were:

- Parking Mentioned 153 times
- Local (traders, shops, etc) Mentioned 76 times
- Pedestrianise town centre, etc Mentioned 54 times
- Reduced rates for shops etc Mentioned 27 times
- Independent shops and traders Mentioned 21 times

In addition the following specific comments were made about specific thoughts of the respondents:

- "More bike racks in town please, I like to cycle into town to shop, but parking is an issue."
- "More Work experience opportunities for young people with special needs"
- "Post office in st peters"
- "Open up the single lane part of St Peters but make the ramp more severe"
- "Maybe litter picking for young people to support there local community."
- "Stop manston. It will kill the town"
- "Clean area under railway bridge"
- "The pavilion in St. Peter's Rev is a real community hub they could do with support (they help both young and old)"
- "Keeping traditional skills alive arts and crafts work shops for all ages and the past heritage of broadstairs being promoted ie boat building"
- "Using repeated offenders for communicate service to maintain any defacing of structures"
- "Clock tower and all seafront covered seating"
- "more use of the albion gardens and around the bandstands as fairs and markets"
- "A facelift of the high street, more planting around Victoria Parade and evening Lighting would make it more attractive. We should help any community initiatives such as foodbanks."
- "We urgently need beggars to be moved on and graffiti to be cleaned up or people will stop wanting to come into the town"
- "Sort the infrastructure at Westwood cross out, put a subway in, instead of pelican crossings"
- "local green space gardeners that are voluntary looking after 'community' council owned flower beds."
- "...Wild planting is happening at the parks and it would be great to see them looking beautiful..."
- "have more bands/acts going on at bandstand"
- "A place where the history of broadstairs and St. Peter's is celebrated, and can be investigated by visitors and newcomers to the area. "
- "not just food orientated a drop in for carer support all age carers not just providing coffee but practical provision to hand"
- "The Chamber of Commerce should be doing more to support the retailers. Hosting business breakfast clubs in Pierremont Hall would be a really good way to promote the High Street in the High Street."

Question 2 h: Is there anything you'd like the Town Council to be running or providing for the benefit of the community? Is there anything else you would like us to be doing for the community?

(Question response options: open answer)

484 out of a total of 609 respondents (79.5 %) answered this question. A further 53 respondents responded to the negative (8.7%). Therefore the following ideas came from 431 respondents (70.8 %):

The recurrent themes most frequently referred to were: parentheses is number of times mentioned:

- Police/policing (27); wardens (11)- in relation to antisocial behaviour
- Parking (27), clean (38) -in relation to each other and the town areas
- Toilets (28). Bins (28)
- Trees (43), gardens (11), - in relation to green and outdoor spaces
- Young (41). Youth (40), clubs (27) old (14), elderly (8) and families (10) -in relation to facilities for these groups
- Community (56) in relation to both the facilities and to a "sense of ..."
- Events (27) in relation to those held and a wish for more

In addition the following specific comments were made about specific thoughts of the respondents:

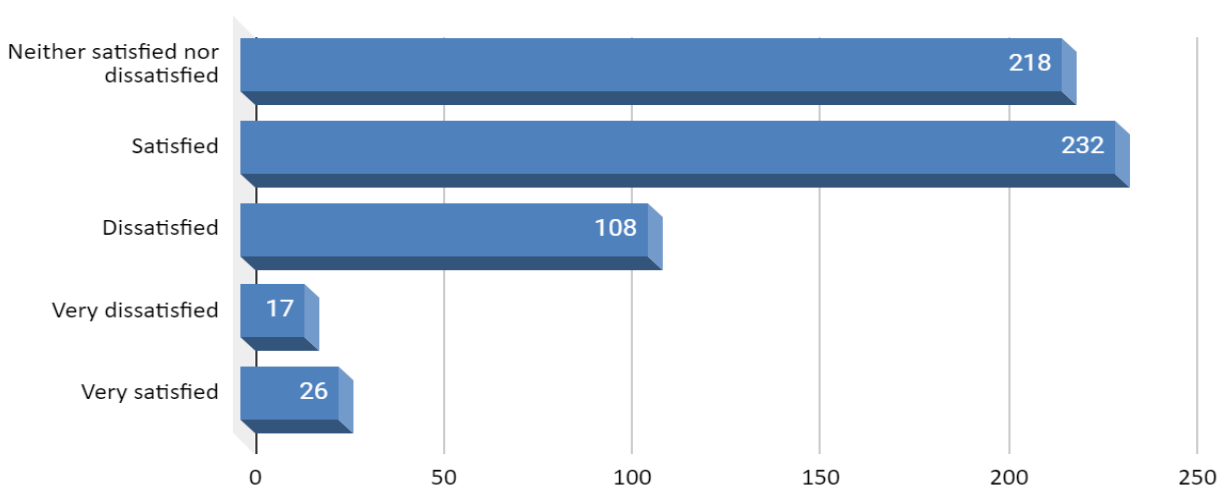
- "Be good to see more police on the streets. Could run a series of community cohesion projects to help people after lockdown to gain confidence get out again."
- "See more councillors out and about and as I said 30 years living in St Peters and I saw my first local police man ."
- "Improve the area above the beach huts on Viking Bay to provide seating"
- "More gentle exercise classes that are free"
- "Checks that new businesses and existing provide disabled access and welcome all."
- "Support for children with disabilities such as autism and their parents"
- "More cultural diversity events celebrating other cultural traditions"
- "Small business office space, hot decking, Web building courses etc"
- "More cameras for added security."
- "Try to protect from developers and Dfls"
- "Keep Broadstairs tidy campaign."
- "Recycling and upcycling opportunities eg. A swap shop or access to local tip for those wanting to find objects to upcycle."
- "All year round accommodation for homeless people overnight so they don't have to sleep outside or in shop doorways"
- "A much wider and utilized Neighbourhood Watch scheme"
- "I do think that there should be more for the kids to do they hang around in gangs just bored being given a purpose including them in whatever the tc decides to do and especially if it's for them maybe a survey of the kids would be a start"
- "I think that should clean out all the sand from the tidal pool on Viking beach to make it viable to swim in again."
- "Communicate what you are doing, we have no idea."
- "Badminton at Retort House. Interesting Talks and groups at Pierremont Hall. Much better music at the bandstand"
- "Work with local groups to re-enter South East in Bloom. Tackle the disgraceful state of the Dane Court roundabout so it is welcoming to visitors to the town."
- "do more to help protect women and people of colour walking on our streets at night. its scary and dangerous."
- "More NHS dentists"

- “Outdoor gyms? Fitness trails in parks? Broadstairs park runs?”
- “More litter picking initiatives. Perhaps running courses , talks , events for younger members of the community about taking pride I. The place they live in and showing , encouraging younger people how they can help to make a difference to keep our town a happy healthy place to live”
- “Tbh better that non for profit entities run things, eg Broadstairs Harbour and Seafront CIC”
- “Better surveillance of park areas, particularly childrens play areas. Introduce marked parking bays along Eastern and Western Esplanades”
- “Coordinating utility companies digging up roads”
- “Community events for old and young”
- “Care more”
- “Stop the incessant concreting the area and in this age of climate emergency preserve all our open spaces for the community.”
- “Prior to post Lockdown reopening organise a town litter pick with volunteers from every organisation/street clearing a small patch”

Question 2 i: Generally, how satisfied are you with the local services and amenities in your local area?

(Question response options: ‘very satisfied’, ‘satisfied’, ‘neither satisfied nor dissatisfied’, ‘dissatisfied’ or ‘very dissatisfied’)

601 out of a total of 609 respondents (98.7 %) answered this question.



Question 3 a: Our local economy relies greatly on tourism, including to support local jobs. What's your view on how we can make tourism more sustainable and more beneficial to our community's future?

(Question response options: open answer)

535 out of a total of 609 respondents (87.8 %) answered this question. A further 11 respondents responded to the negative (1.8%). Therefore the following ideas came from 524 respondents (86.0 %):

Key Themes

Key theme 1: Cleanliness, addressing anti-social behaviour, smartening up

246 of 524 (46.9 %) respondents aligned to this theme of respondents aligned to this theme. Related comments include:

- “Improved toilet facilities and the lift in good working order. Bins emptied more frequently at weekends along sea front. There are a lot of rats along the hedges behind the bench seating areas. Overflowing food from bins would encourage them”
- “Go plastic free and ensure tourists have a great visit with the right facilities eg empty the bins”
- “More enforcement on litter, regular bin emptying, use coastal guardians more efficiently I.e fund local groups!”
- “Plastic free is a good start with beach cleaning team on duty in the holiday season 🧐”
- “Last summer saw almost unsustainable numbers of people arriving here mainly for the beaches. We need more security patrols on the beaches , so that people feel safe and want to come back. We need far more litter bins and to be very active in encouraging people to clean up after themselves. The cleaner and more cared for the area is the more time people will want to spend here”
- “Clear litter from beaches and provide more litter bins generally on a daily basis.”
- “How about emptying the rubbish bins on a daily basis so that the seagulls don't get a chance to do it first. More cleaning of the streets”

Key theme 2: Transport including parking

185 of 524 (35.3%) respondents aligned to this theme of respondents aligned to this theme. Related comments include:

- “Promote cycling, walking and less congested streets, sitting outside and enjoying the town”
- “Free parking at Joss Bay; free parking in town in summer;....”
- “Private business owners can only do so much if, eg, parking fees are so high that they discourage people stopping in the town or encourage them to use residential areas.”
- “Cheaper car parking - many 'pay and display' bays stay empty whilst parking on corners and near junctions causes visibility problems for drivers”
- “Cheaper rain fairs. Nicer busses. Cycle lanes. Free car parking”

Key theme 3: More amenities, attractions, festivals and general revival of the town's charm

157 of 524 (30.0%) respondents aligned to this theme of respondents aligned to this theme. Related comments include:

- “Partnership working with language schools; more high octane festivals like wings and wheels”
- “Better advertising and signposting for our amenities - i.e signposts showing cinema and theatre”
- “Make foreign students more welcome”
- “More focus on what Broadstairs is famous for, Dickens, the beach and folk week”
- “More things to do when the weather is not so good and better advertising of things that currently exist.”

Additional suggestions that stood out and were generally not contained within the above themes include:

- “Friendly locals”
- “Take over the whole beach management”
- “Allow Broadstairs to retain its charm and stop any large scale over development”
- “..better planning. Nobody visits ugly towns.”
- “No more bloody fireworks would help this just bring trouble, with very little benefit. I think we have a over reliance on tourism I much prefer Broadstairs in the Winter. We are a small town tourism is actually ruining the town to many restaurants, & holiday cottages.”
- “Apply for funding for a Business improvement District and start to to engage with inward investment policies.”
- “Maybe not support a polluting cargo hub at Manston, it will adversely affect tourism, even in Broadstairs”
- “People come to broadstairs because of its traditional feel. Must not change that.”
- “More independent traders. Free up your street traders licencing”
- “Less red tape and more support for local businesses”
- “Support the language schools more as they bring so many here with large amounts of money to spend very locally”
- “Encourage visitors to spend money in town - maybe a “passport” of discount vouchers provided by hotels/guest houses?”

Question 3 b: Do you have any views or suggestions for how we can improve our tourism offer within Broadstairs & St. Peter’s?

(Question response options: open answer)

450 out of a total of 609 respondents (73.9 %) answered this question. A further 66 respondents responded to the negative (10.8%). Therefore the following ideas came from 384 respondents (63.1 %):

Additional suggestions that stood out and were generally not contained within the above themes and responses from Question 3 a were:

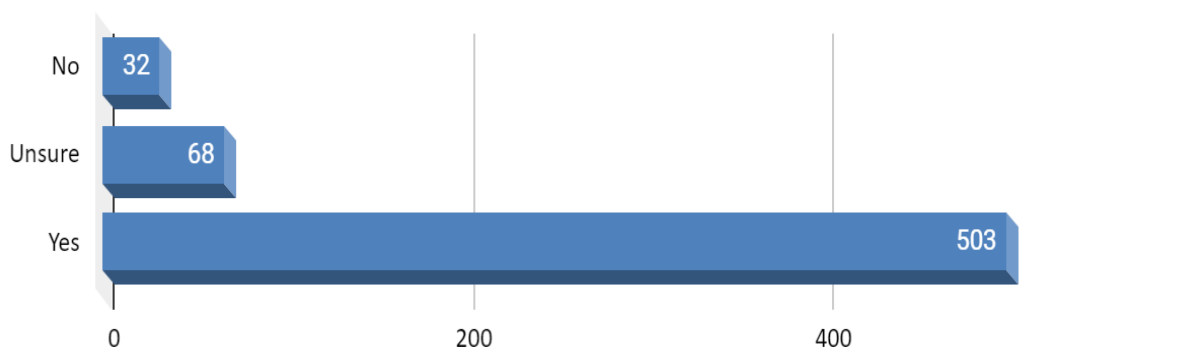
- “Cycling hire”
- “Tram, light railway as other seaside tourist areas have”
- “Purchase bleak house and turn it into a tourist attraction.”
- “Promote being environmentally friendly . Encourage local food/drink establishments to ditch plastic”
- “A welcome sign on the St Peters / Dane Court roundabout”
- “....Trial a small hop on hop off Thanet bus with discounts at businesses around the area included in the ticket”
- “If it’s clean and accessible people will return.”

- “St Peters tour was fantastic, more history and cultural offerings. Better to have 2 or 3 very successful events though rather than many low quality offerings.”
- “Compile a leaflet, webpage etc highlighting what’s on offer in Broadstairs. Encourage local businesses to offer specials for holiday makers.”
- “Employ a dedicated press officer” or..”tourist officer”
- “We should be focusing on sustainable, ethical tourism”
- “Work with Kent vineyards, farmers markets, encourage delicatessens etc., to make it a ‘foodie’ destination”
- “Find a niche and develop it. Dickensian heritage is good but waning; we’re not medieval town such as Sandwich. We haven’t created a ‘thriving art scene’ , such as Margate; nor do we have Ramsgate’s continental harbourside cafe culture. So what do we have? Great beaches with poor accessibility; dilapidated public toilet facilities and crippling parking charges; good quality eateries with no access to street side dining; narrow Albion street that gets clogged during summer; and a green that is crying out for events. The town has a solid music heritage - Folk Week and latterly, Blues. Dickens Week and Water Gala struggled but need preserving; Food Fest rounds off the season. So capitalise on this. Make the tourism offer event centric. Summer outdoor living; summer eventing.”
- “Bring back carnivals.”
- “Provision of local residents as tourist ambassadors in the the same way that London provides such a service. These people could be volunteers if there is no money to pay them. I would volunteer for such a task.”
- “More beach activities and improve local walks and extend coastal path that stops at Dumpton to Ramsgate. More emphasis on coastal walks as well as beaches”
- “Promote and encourage quality food outlets..we already have several and a great food fair.. we could be a tasty food destination”
- “Keep the tourism kiosk open, but add roving volunteer welcomers who walk around the town helping people out too. This will make it super friendly. They can also be eyes and ears for spotting problems too.”

Question 3 c: Are you happy for the Town Council to continue to pay for Beach Security guards?

(Question response options: ‘yes’, ‘no’ or ‘unsure’)

603 out of a total of 609 respondents (99.0 %) answered this question.



Question 4 a: Our current Neighbourhood Plan aims to protect important local views and vistas. Are there any particular ‘views’ that you feel are particularly worthy of protection locally?

(Question response options: open answer)

469 out of a total of 609 respondents (77.0 %) answered this question. A further 76 respondents responded to the negative (12.5%). Therefore the following ideas came from 393 respondents (64.5 %):

A large number responded that all views should be preserved. Further the following was a well expressed but common thought “Our coastline is the jewel in the crown of Kent and must be preserved, protected and developed.”

The places most frequently referred to were: parentheses is number of times mentioned:

- Coast (40), beach (59), cliff (34), seafront (27), seaview (18)
- Viking (47), Joss (44), Stone (17), Botany (16), Kingsgate (15), Dumpton Gap (6) , Bays
- Lighthouse (24), North Foreland (20), promenade (15) and esplanade (12) -Eastern and Western
- Bleak House (17), Bandstand (10), and harbour (9)
- Fields (18) and parks (12)

Question 4 b: Our current Neighbourhood Plan also supports the protection of trees. Are there any important trees or woodland areas that you feel should be protected and preserved?

(Question response options: open answer)

501 out of a total of 609 respondents (82.3 %) answered this question. A further 53 respondents responded to the negative (8.7%). Therefore the following ideas came from 448 respondents (73.6 %):

A number of respondents stated they were unaware of the Neighbourhood Plan.

A large number responded that all trees and woodland should be preserved. There were a significant number of respondents who sited examples of developers failing to preserve trees, some of which had TPOs.

Further the following was a well expressed but common thought “All those that already exist. We are so very short if trees in Thanet, many more should be planted.”

The places most frequently referred to were: parentheses is number of times mentioned:

- Woodland (52), parks (36), fields (3)
- Mockett’s wood (114), Pierremont park (37), Park Avenue (24), Rec (20), cricket ground (16), Holmes park (10), St. Peter’s churchyard (10), Poorhole Lane (7)

Question 4 c: Do you have any ideas for tree planting projects, or suggestions for locations where new trees could be planted?

(Question response options: open answer)

443 out of a total of 609 respondents (72.7 %) answered this question. A further 115 respondents responded to the negative (18.9%). Therefore the following ideas came from 328 respondents (54.0 %).

A typical response to the question was “All over Thanet” and “Everywhere that it is possible to do so”

Street, verge planting was mentioned by a number of respondents.

The places most frequently referred to were: parentheses is number of times mentioned:

- Parks (20), woodland (15) and fields (7)
- Memorial Rec ground(40), Pierremont park (13),Westwood cross (13), Holmes park (11), Mockett’s wood (10), Dumpton Gap (8), St. Peter’s churchyard (8), Culmers allotments (8), High Street (7)Park Avenue (5) and rugby ground (5)

Additional suggestions that stood out from Question 4 c were:

- “The fields both between the A255 and A256, and Pysons Road and Bromstone Road should be rewilded”
- “The green space near Broadstairs station where the play area is could do with some more trees.”
- “Replace trees Many kerbside trees have been removed and not replaced, for every tree cut down, a new one should replace.”
- “which get illegally cut down . Please just more trees”
- “More trees could be plantedalong the seafront near Viking Bay and cliff top by Louisa Bay.”
- “Close Albion street to traffic and plant trees along the street”
- “More mandatory tree planting on the many new housing estates”
- “along the cliff top would be nice”
- “Tree planting projects are all well and good but the council need to get to grips with the huge amount of overgrown hedges that force people to step into the road,if you are going to plant greenery it has to be looked after”
- “...roads should be narrowed to reduce speeding and the pavements widened to incorporate tree lined streets....”
- “In the grounds of Elim Oasis Pentecostal Church, Ranelagh Grove”
- “New growth would be beautiful along the path between The Pavillion Youth Club and Thanet Wanderers building, on the opposite side of the field.”
- “As above the Dettling Road Staplehurst Ave area for trees and wild flowers for the bees”
- “We should buy a large area of farmland and plant a wood for tthe future. Many people love woods and it will be good for tourism and the evviroment. Top of North down hill would be good place.”
- “The brownfield sites at westwood cross could be turned into green community spaces rather than left bare. The derelict land between Tesco’s extra and Northwood road could also be turned into a wooden green community space.”

Question 4 d: Communities such as Broadstairs and St. Peter’s also have the right to identify and protect green spaces. Are there any green spaces that you feel should be protected? If so, please tell us where they are and why are they important to you.

(Question response options: open answer)

439 out of a total of 609 respondents (72.1 %) answered this question. A further 55 respondents responded to the negative (9.0%). Therefore the following ideas came from 384 respondents (63.1%).

A frequent response was represented by the response “shouldn't they all be protected!” and “Every green space! Too much has gone already”

Similarly the following comment was representative of many comments: “Mocketts wood. It's a tiny space but delivers a massive impact on wellbeing. We need our woods. Northwood Westwood southwood. We have the names but have lost the trees.”

The places mentioned most frequently were, and explained as why: The minority of respondents responded to the “Why” part of the question. Parentheses is number of times mentioned:

- Parks (44), fields (22), allotments (15) farmland (14) and woodland (7)
- Rec (59), Mocketts wood (35), Pierremont Park (25), St. Peter’s churchyard (19), Victoria gardens (19), cricket ground (13), Park Avenue (11), Culmers (11) and Joss Bay (11)

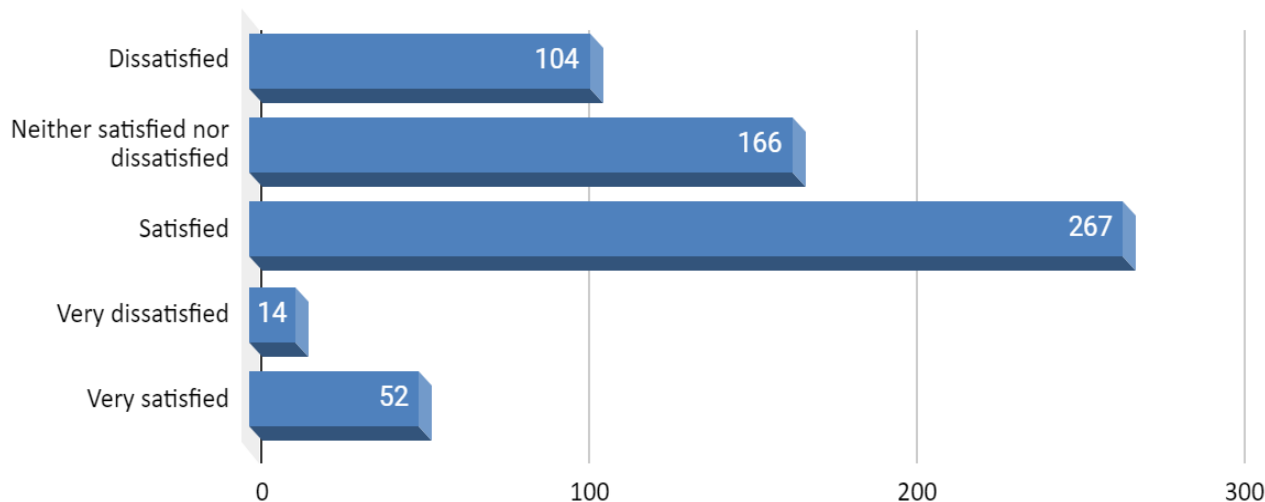
The reasons given for these places being important

- Well-being, mental (good) health, pleasure, enjoyment
- Exercise, sport, recreation, dog walking, routes to the countryside for walkers,
- Good for the environment/earth/planet, wildlife, biodiversity, promoting local produce

Question 4 e: How satisfied are you with the public gardens, parks, commons or other green spaces in the local area where you live?

(Question response options: 'very satisfied', 'satisfied', 'neither satisfied nor dissatisfied', 'dissatisfied' or 'very dissatisfied')

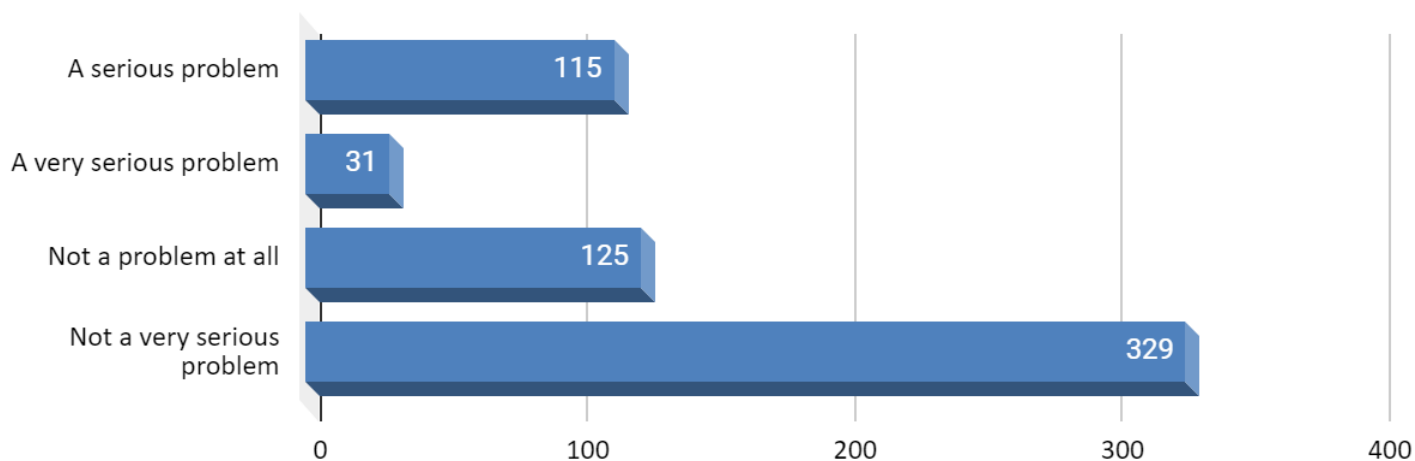
603 out of a total of 609 respondents (99.0 %) answered this question.



Question 4 f: How concerned are you about air quality locally?

(Question response options: 'not a problem at all', 'not a very serious problem', 'a serious problem', or 'a very serious problem')

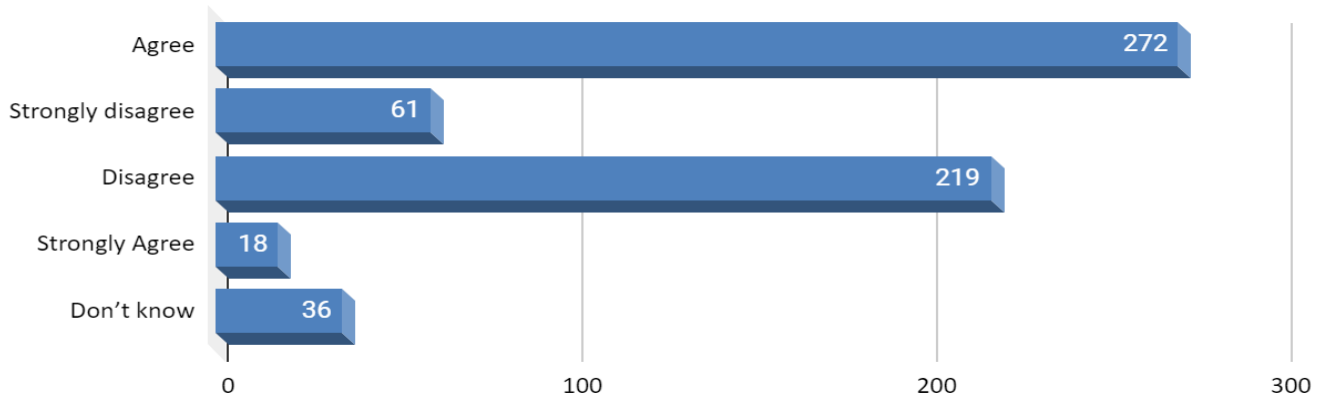
600 out of a total of 609 respondents (98.5 %) answered this question.



Question 5 a: To what extent do you agree with the statement: “the streets and public spaces in CT10 offer a safe environment?”

(Question response options: ‘strongly agree’, ‘agree’, ‘disagree’, ‘strongly disagree’ or ‘don’t know’)

606 out of a total of 609 respondents (99.5 %) answered this question.



Question 5 b: Thinking about anti-social behaviour issues locally, are there any particular ‘hotspots’ that you’re aware of? What would you like to see done to tackle this problem?

(Question response options: open answer)

518 out of a total of 609 respondents (85.1 %) answered this question. A further 29 respondents responded to the negative (4.8%). Therefore the following ideas came from 489 respondents (80.3%).

The places mentioned most frequently were, and explained as why. Parentheses is number of times mentioned:

- Beach (94), High street (49), seafront (33), parks (33) town centre (17) and promenade (9)
- Rec (59), Station (55), Pierremont Park (41), Viking Bay (17), Stone Bay (14), St. Peter’s area (13), Botany Bay (11), Albion Street (11), library (11), harbour (10) and rugby ground (8)

In addition 10 respondents considered scooters to be a nuisance and danger to themselves and the public.

The most frequent responses to tackle these problems were:

- Greater police presence, wardens, marshalls and the like. Police was mentioned 89 times
- CCTV , cameras and lighting was mentioned as deterrents- mentioned 54 times
- Fines, bans, including alcohol bans and zero tolerance as deterrents-also mentioned, but to a lesser degree
- Youth clubs, housing the homeless and school talks were also mentioned.

The following is a selection of the responses proposed:

- “Alcohol drinking prohibited on pier.”
- “Greater police presence in the evening in central Broadstairs. Force street beggars out of Broadstairs”
- “...I'd like to see it lit up overnight and maybe some cameras as a deterrent.”
- “Start at grass routes as some parents clearly don’t ... talks in primary schools”
- “Perhaps more facilities for younger people would reduce the numbers gathering on the streets.”
- “I would like to see some traffic calming measures in Park Avenue where I live”
- “...Perhaps to engender pride in where you live. Provide appropriate areas and encouragement of good street art. Is Banksy an artist or does he do graffiti?”
- “More CCTV, police presence, things for kids to do”
- “More policing and community officers”
- “provision of dedicated space and activities may prevent ASB and damage”
- “if we can increase Policemen on the beat and other Patrol Officers it should help. A zero tolerance policy like the one that worked in New York on any offender would assist.”

Question 5 c: Thinking about litter and waste issues locally, are there any particular ‘hotspots’ that you’re aware of? What would you like to see done to tackle this problem?

(Question response options: open answer)

548 out of a total of 609 respondents (90.0 %) answered this question. A further 36 respondents responded to the negative (5.9%). Therefore the following ideas came from 512 respondents (84.1%).

The following response suggested that a vocal proportion of residents considered litter and waste issues to be significant over a wider area and not just hot-spots. One respondent stated: “Parks! Beaches! Road sides, all of Broadstairs is a hot-spot for litter!”

A number of respondents also noted that considerable litter followed the refuse operatives, expressed by one respondent “Refuse collectors picking up what escapes on bin days”

The hot-spots mentioned most frequently were: Parentheses is number of times mentioned:

- Beach (152), parks (33), seafront (31), promenade (26) and High street (49)
- Rec (43), Station (27), Viking Bay (19), Botany Bay (16), skatepark (14), Pierremont Park (9), harbour (8), Stone Bay (8) and St. Peter’s area (8)

The most frequent responses to tackle these hotspots were:

- Bins mentioned 245 times. More bins, more often/frequent emptying, larger bins, seagull-proof bins
- Fines (37) wardens (13), CCTV (7) and police (7) all mentioned as deterrents and means to detect offenders
- Cleaning (13), cleaners (12) and litter picks (12) mentioned as methods to tackle the issue
- Signage (16) was also regarded as a further means to tackle the issue.

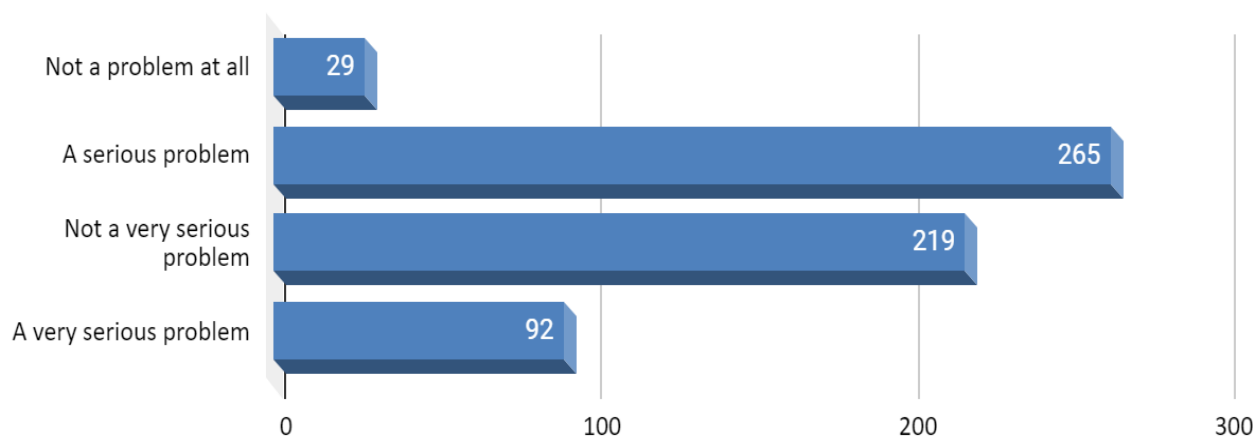
A selection of the responses proposed solutions to the hotspots:

- “Recycling bins are needed and more fines for people who don’t pick up dog fouling”
- “Toilets that are open and regularly empty bins would solve this”
- “Subsidise beach shops to incentivise 5 min beach cleans - bring us a bag of rubbish and we’ll give you a coffee - v successful elsewhere”
- “The public litter bins emptied more frequently”
- “vere road car park one tiny bin for 14 coaches on a busy day...”
- “change the attitudes of some residents - inspire pride in our town to prevent littering”
- “Policing properly, education in schools, more bins which are seagull proof and more emptying”
- “generally there are not enough bins and they are not emptied often enough - people should be encouraged to take their litter home”
- “Reinstate the street cleaners.”
- “Larger fines , maybe 'name and shame' offenders. Drive to educate secondary school pupils”
- “More community litter picking events”
- “The bins are inadequate in the tourist areas and not seagull proof.”

Question 5 d: To what extent do you think traffic congestion is a problem in Broadstairs and St. Peter's?

(Question response options: 'not a problem at all', 'not a very serious problem', 'a serious problem', or 'a very serious problem')

605 out of a total of 609 respondents (99.3 %) answered this question.



Question 5 e: What should be done to help improve traffic congestion?

(Question response options: open answer)

511 out of a total of 609 respondents (83.9 %) answered this question. A further 22 respondents responded to the negative, including do nothing (3.6%). Therefore the following ideas came from 489 respondents (80.3%).

Key Themes

Key theme 1: Infrastructure, park & Ride, one-way systems and investment

170 of 489 (34.8 %) respondents aligned to this theme of respondents aligned to this theme. Related comments include:

- "Stagger school drop off and pick up times. Stop any more building developments" .
- "Park and Ride - using the school car parks during summer holidays"
- "Serious consideration to improving road infrastructure needs to go with any future further housing development. Saint Peters in particular is very congested even during Covid-19, Broadstairs high steer can not cope well. Any further increase in population through development"
- "Traffic calming measures are not working. Narrowing of roads does not help. A sensible one way system in some areas needs to looked at."
- "Stop building new houses. One way system, Carlton Avenue is a nightmare."
- "One way system through town, deliveries earlier to shops and restaurants"
- "Make Albion road one way"

Key theme 2: Pedestrianise, public transport, alternative transport and cheaper/free parking

125 of 489 (25.6%) respondents aligned to this theme of respondents aligned to this theme. Related comments include:

- “Vehicle restrictions and controls are needed in the centre. As a keen cyclist, I support any moves to encourage more safe cycle routes and pedestrian areas.”
- “Parents should be discouraged from always picking their kids up from school. Perhaps provide more school transport links?”
- “Limit traffic to buses only in Albion street.”
- “In an ideal world, traffic should be banned from central Broadstairs but this would only work if there was suitable low cost parking elsewhere”
- “Pedestrianise lower high street”
- “More parking and close the lower part of Broadstairs Town.properly not as was tried last time”
- “Improve public transport to discourage the use of private cars. Consult local residents about changes to road layout and traffic flow. Improve cycle paths to encourage more cycling. Promote the use of walking bus routes for children going to school.”

Key theme 3: Enforcement of rules and traffic calming

149 of 489 (30.5%) respondents aligned to this theme of respondents aligned to this theme. Related comments include:

- “Traffic wardens day and night”
- “Get people who know the area well on the committee to decide where to put one way streets and traffic calming.”
- “Stop parking on both sides of the road, particularly in busy streets like Beacon Road. Fine people who park on any part of pavements endangering those on foot. Increase yellow lines”
- “More police on busy days at Botany Bay to stop illegal and inconsiderate parking.”
- “Remove the new highly dangerous traffic calming measures in St Peter’s park road.”
- “Use speed cameras instead of traffic calming as this slows flow and increases air pollution”

Aside from the above key themes there were two other views voiced by respondents:

1. That any initiatives will be useless either due to “Congestion is down to too many cars” or “Nothing it sorts it self out”
2. That the respondents were far less qualified to identify than others who are capable to provide the proper analysis of the town’s infrastructure and available options to pursue.

Question 5 f: Are there any particular traffic ‘hotspots’ or road safety concerns that you’re aware of locally? If so, where?

(Question response options: open answer)

509 out of a total of 609 respondents (83.6 %) answered this question. A further 39 respondents responded to the negative (6.4%). Therefore the following ideas came from 470 respondents (77.2%).

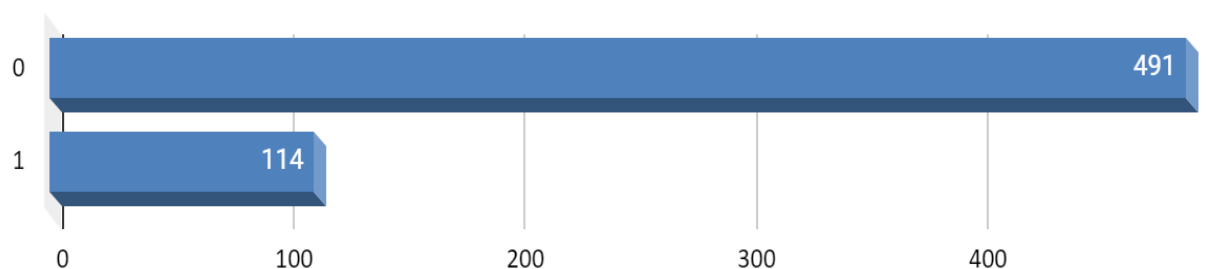
The particular ‘hot spots’ mentioned most frequently were: Parentheses is number of times mentioned:

- High street (88) primarily relating to the lower end
- St. Peter’s (70) relating to the village, the estate and St. Peter’s park road
- Albion Street (71), Church street (16), Harbour Street (16), Carlton Avenue (16), Vicarage Street (15), Broadway (15), Beacon road (15), Queen’s Road (14), St. Joseph’s school (13), Westwood Cross (12), Botany Bay (12) and Reading road (10)

Question 5 g: In the last five years, has the road / area in which you live experienced issues relating to flooding or problems with surface water?

(Question response options: ‘yes’ or ‘no’)

605 out of a total of 609 respondents (99.3 %) answered this question.



Question 5 h: If yes (to Question 5 g), please give details

(Question response options: open answer)

107 out of a total of 609 respondents (17.6 %) answered this question with providing a definitive response.

This is a very close, but not perfect correlation with the response to Question 5 g.

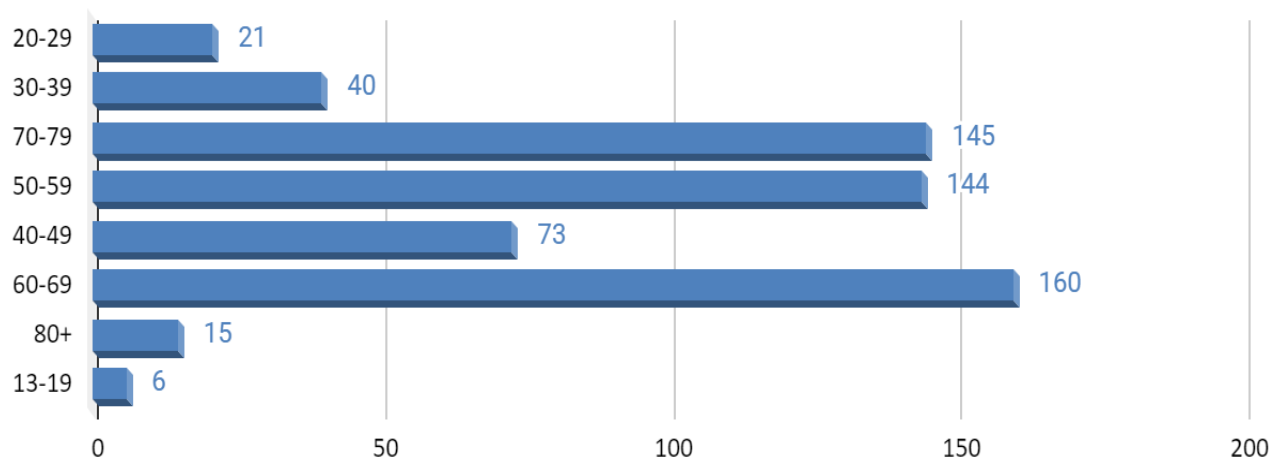
The places mentioned most frequently were:

- St. Peter's road mentioned 13 times
- Bairds Hill (under railway bridge) mentioned 8 times
- School mentioned 6 times
- Vale road mentioned 5 times
- Dane Court road mentioned 4 times
- Church Street mentioned 4 times
- Hospital mentioned 4 times

Question 6 a: Which age bracket do you fall into?

(Question response options: 13-19, 20-29, 30-39, 40-49, 50-59, 60-69, 70-79, 80+)

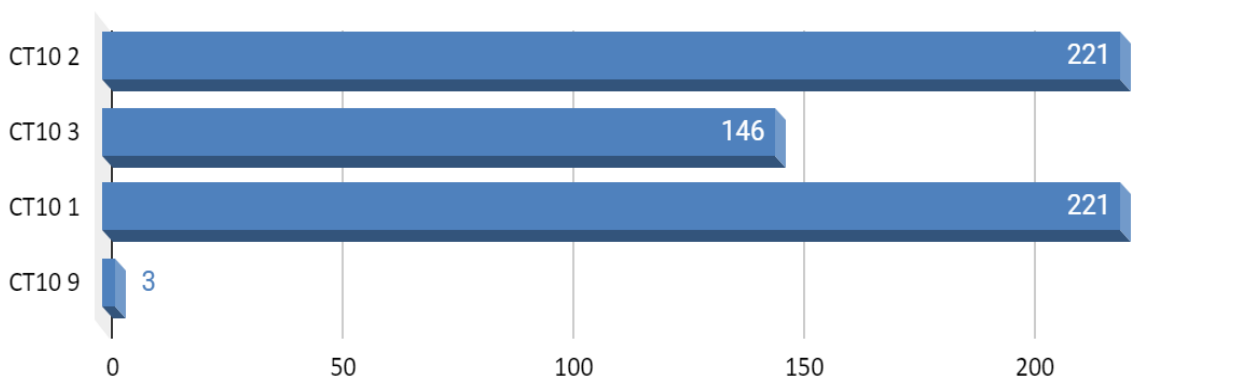
604 out of a total of 609 respondents (99.2 %) answered this question.



Question 6 b: Please select the relevant postcode sector for where you live

(Question response options: 'CT10 1', 'CT10 2', 'CT10 3', 'CT10 9' or 'other')

591 out of a total of 609 respondents (97.0 %) answered this question. A further 7 respondents (1.1%) were from other post codes (CT10, CT9, CT11 & CT12)



Question 6 c: How would you define your ethnic group?

(Question response options: open answer)

551 out of a total of 609 respondents (90.5 %) answered this question.

A further 25 respondents (4.1%) thought the question ranged from being racist to irrelevant.

The groups mentioned most frequently were:

- “White” (mentioned 426 times)
- “British” (mentioned 289 times)
- “English” (mentioned 74 times)
- “European” (mentioned 11 times)
- “Asian” (mentioned 8 times)
- “Mixed” (mentioned 8 times)